



How to manage online sessions for Children with special needs?

01

Learning & Behavioural Challenges faced by children with special needs

02

Adapting to the new normal: Online Sessions for children with special needs

03

Turning Challenges into Opportunities in online sessions

04

Resources to use in online session

05

Additional reading materials


Carers of Children with Special Needs are at the Centre of our Universe.

Our mission is to provide every child an opportunity to thrive by making resources accessible and affordable for everyone.

We make this possible through Technology, Knowledge Sharing by Experts from around the World and Collaboration with Caregivers like you.




01



Diverse Challenges faced by children with special needs

- 01 **Developmental**
Autism, Down Syndrome, Intellectual Disabilities
- 02 **Behavioural**
ADHD, ODD, Conduct Disorder, Tourette's Syndrome
- 03 **Learning**
Learning Disabilities, Slow Learner

02



New Normal – Virtual Sessions


The Pandemic has affected the lives of each one of us. The special needs community has also been affected and facing a lot of challenges.

Special educators and therapists have now moved their services online to try their best to help these children

To adopt to the new situation and be effective the various challenges faced are to be strategized.

The following sections will take you through the challenges and strategies you can adopt.

03



Turning challenges into opportunities

The key challenges faced by professionals in managing online sessions are:

- Parental Involvement
- Home Environment
- Instructional Planning
- Time Management
- Monitoring Progress & Documentation

Challenges into opportunities



Parental Involvement

The role of the parent is critical to the success of online sessions. For sessions to be effective the active support of the parent is needed.

- Build a solid rapport with the parent
- Schedule and structure sessions based on mutual convenience
- Proactively seek their support and help with monitoring during the sessions
- Spend time with the parents to educate on the difficulty the child is facing and interventions you are providing



Home Environment

The environment the child is in has a huge impact on the outcomes of the session as well as in helping the child sustain motivation.

- Encourage a clutter free and noise free environment during sessions
- Segment session into parts with breaks before transition to a new task
- Have specific targets set for each sessions reward the child if the target is met.
- Engage the child in tasks that are of his/her interest



Instructional Planning

For communication to be effective and to have the desired output from students

- Use simple clear and concise language
- Break information to parts/steps
- Encourage two way communication
- Show live demonstration where possible on how it is to be done for the child to understand the task better
- Encourage the child to repeat the instruction to ensure understanding

Challenges into opportunities



Time Management

Managing time well can be challenging in some cases

- Set a clear schedule and communicate that with the parent and the child
- Allow buffer time for the child to join the session (being flexible yet firm)
- Provide in advance any cancellation notice and Insist the same from the parents
- Avoid and discourage multitasking
- Setting ground rules of dos and don'ts during the session

Challenges into opportunities



Monitoring Progress & Documentation



Monitoring progress and documentation is quite challenging in online setting

- Set aside a day every week to summarise the weeks activities and monitor progress
- Engage the parent to help with the monitoring of activities and progress
- Document and maintain key notes and takeaways from each session
- A simple format like the below in an excel sheet would help

S.No	Name of Child	Activities done	Review/ Feedback
------	---------------	-----------------	------------------



Do's

- Pace your sessions as per child's level
- Praise the child for their effort and not outcome always
- Allow time for the child to get accustomed to the settings
- Seek parental support to assist during sessions and guide parents .
- Break the monotony -
 - Adapt techniques, strategies and methods for online session using Videos, PPTs, Whiteboard collaboration, quizzes
- Plan level appropriate activities



Don'ts

- Missing sessions frequently
- Joining late
- Calls during the session
- Leaving and rejoining the sessions
- Multitasking
- Giving too many instructions
- Avoid focusing on only one task

04

Resources

Resources

Innovative strategies and resources to use during online sessions.

Tic Tac Toe

- Helps reading , blending and spelling skill enhancement
- Fill in the blanks with vowels turn by turn just like you play tic tac toe and the one who finishes first wins (horizontally / vertically/ diagonally)

C _ B	T _ P	R _ N
S _ T	P _ N	L _ T
F _ R	H _ T	M _ T

Fastest Finger First

Group session activity to engage all, Asking all to be alert and the one who raises hand first gets the chance to answer the question asked. This helps them to stay on task and motivated to participate.

The therapist can also give them a word and ask to write spelling in the chat box and the first three are considered and rewarded in the chart if maintained.

Some online resources that you can use during the sessions

- <https://www.mindgames.com/>
- <https://www.abcya.com/games/>
- <https://pbskids.org/games/reading>

Attention Span Worksheets:

6 ways to improve attention span:

<https://bit.ly/2Xw0m97>



Develop Visual Attention Skills:

<https://bit.ly/3k2o3xv>

Auditory and Visual Attention Activities:

<https://bit.ly/2VXE0kM>

Math Worksheets:

Number Series:

<https://bit.ly/2VVks7h>

Activities to teach before and after:

<https://bit.ly/3m7HqYk>

3 in one activity to teach numbers to children with special needs: <https://bit.ly/2VZyN7x>



Resources

Phonics Worksheets:

Phonics Colouring Worksheet:

<https://bit.ly/2XAqlqE>

Phonics Workbook:

<https://bit.ly/3si2JYs>



Reading Worksheets:

Word Families:

<https://bit.ly/37Jve7J>

High-Frequency Word:

<https://bit.ly/3iPb2Yq>

Consonant Word Spelling:

<https://bit.ly/3si2MU8>

Dolch Sight Words:

<https://bit.ly/3A1kT8E>

Know your child's reading level:

<https://bit.ly/3AG3XO0>





Behavioral Worksheets:

Token Economy:

<https://bit.ly/3xKEpzu>

Action and Consequence Level I:

<https://bit.ly/37Mmeim>

Action and Consequence Level II:

<https://bit.ly/3yW3VTO>

Stop, Think and Act:

<https://bit.ly/3xO1WiT>

Reward chart:

<https://bit.ly/3iLDM4u>



Eblity Blogs

- **Importance of the Learning Environment:** [How Does The Learning Environment Affects The Learning Ability Of The Child? | Special Needs Blog \(eblity.com\)](#)
- **Dos and Don'ts while teaching Children with Special Needs:** [Things you should avoid while teaching kids | Special Needs Blog \(eblity.com\)](#)
- **Tips for Teachers to support Children with Special Needs:** [Teaching Strategies to Help Children | Special Needs Blog \(eblity.com\)](#)
- **Identification and Accommodation of Children with Dyscalculia:** [How to spot Dyscalculia? Accommodations of Dyscalculia. | Special Needs Blog \(eblity.com\)](#)
- **Importance of Play in development of children:** [Significance of Play and Development | Special Needs Blog \(eblity.com\)](#)



Eblity Tools

Eblity Webinars: Knowledge sharing by Experts from around the World on various topics in Special Needs.

Eblity Workshop: Knowledge across various learning paths crafted by Experts from around the world with live interaction with the expert speaker to help resolve the audience concerns.

Eblity Resources: Worksheets, Videos, Strategies, Activities and Materials to build on crucial skills in children with special needs.

